

# BODY LOC

COLLISION REPAIR EQUIPMENT



## BT-15


### 5" TRUCK ANCHOR TYDOWN

### 25 TON PULLING CHAIN TYDOWN



**Requires Install Tool  
& Calibrated Tool Bit**

**BT-15A INSTALL TOOL**



**Min. 8" Concrete Depth**

**Critical Strength  
Testing Available**

**Made Specifically for Large Fleet,  
Trucks, Diesels, & 18-Wheelers**

**BT-16A 5" Tydown Cap**

**BT-16B 5" Tydown T-Top**

**BT-16C 5" Tydown Wedge**

**BT-16D 3/4 X 7-1/2" Bolt & Nut for 5" Tydown**



**Body Loc, Inc. 5738 Newt Patterson Road, Mansfield, TX 76063**

**Toll: 800-510-8564 • Office: 817-478-9570 • Cell: 214-497-7452 Fax: 817-478-8360**

**www.bodyloc.com • info@bodyloc.com**

**BT-15**  
**5" TRUCK ANCHOR TYDOWN**  
**25 TON PULLING CHAIN TYDOWN**

**BREAKDOWN OF BT-15**



- BT-16A 5" Tydown Cap**
- BT-16B 5" Tydown T-Top**
- BT-16C 5" Tydown Wedge**
- BT-16D 3/4 X 7-1/2" Bolt & Nut for 5" Tydown**